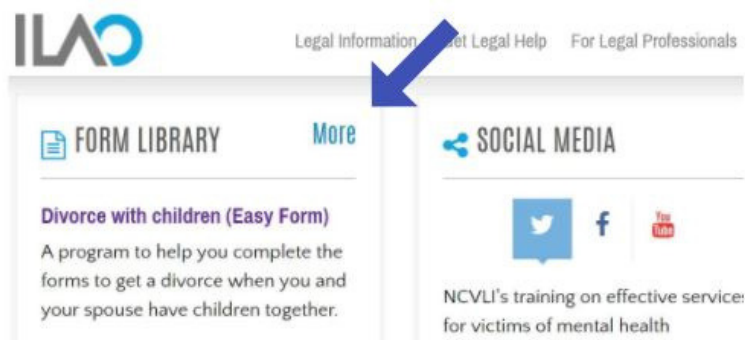


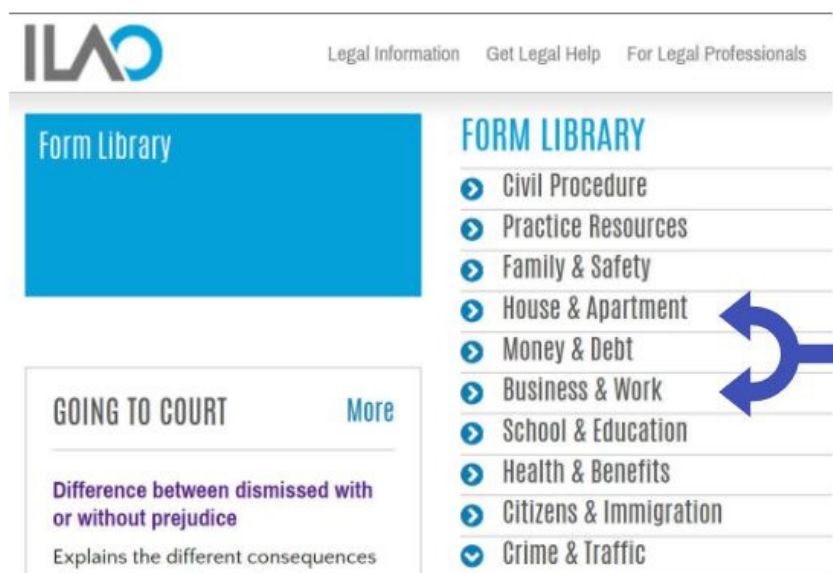
How to find court forms on IllinoisLegalAid.org

1 Click on "More" to see the Form Library



- ✓ Go to IllinoisLegalAid.org.
- ✓ Scroll down to the "Form Library" box.
- ✓ Click "More" to open the Form Library.

2 Choose a form category



- ✓ What is your legal problem? Choose the category that best matches your problem. For instance, if you need divorce forms, look in "Family & Safety"; if you need eviction forms, look in "House & Apartment."
- ✓ Click the arrow > next to the category to open the list of forms.
- ✓ Once you find the form you are looking for, click on the title.

3

Read the form instructions

BLANK AFFIDAVIT

Download: Affidavit


QUALIFICATIONS

An affidavit is a written statement of facts. It is like testifying in court under oath, only in writing. You can use it if you have been asked to state facts under oath in support of your side in a case.

INFORMATION NEEDED

Contact information

Notary signature


- ✓ Read the "Qualifications" to see if you can use this form.
- ✓ Read the "Information needed" to see what you need to fill out the form.
- ✓ Click on the link next to the  to open the form or start the form program

4

More info about "Easy Forms"

Family & Safety

1. Divorce with children (Easy Form)
2. Divorce without children (Easy Form)

- ✓ Any form that is an "Easy Form" is actually a "form program." This means that you will be asked a series of questions and the program will create the forms for you.
- ✓ The list of forms created is in the "Documents produced" section of the form page.
- ✓ It is much easier to fill out an Easy Form than it is to fill out a paper form.
- ✓ Using an Easy Form means that you are more likely to fill them out correctly, which is important when you are going to court.
- ✓ If you need help finding forms, use our  button to ask us for help!